

SKKD 162, SKKE 162



SEMIPACK[®] 2

Rectifier Diode Modules

SKKD 162

SKKE 162

Features

- Heat transfer through aluminium oxide ceramic isolated metal baseplate
- Hard soldered joints for high reliability
- UL recognized, file no. E 63 532

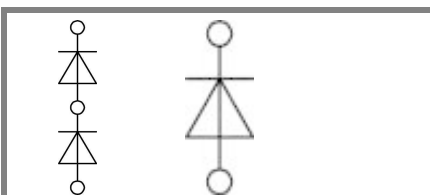
Typical Applications*

- Non-controllable rectifiers for AC/AC converters
- Line rectifiers for transistorized AC motor controllers
- Field supply for DC motors

1) SKKD types only

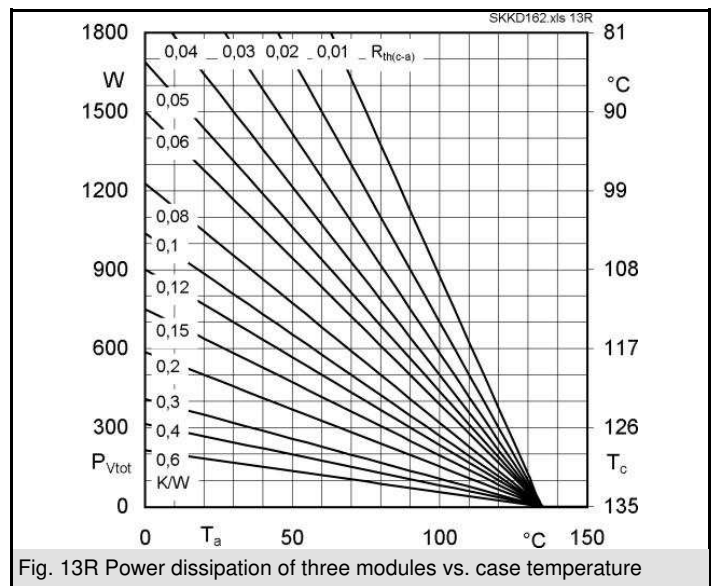
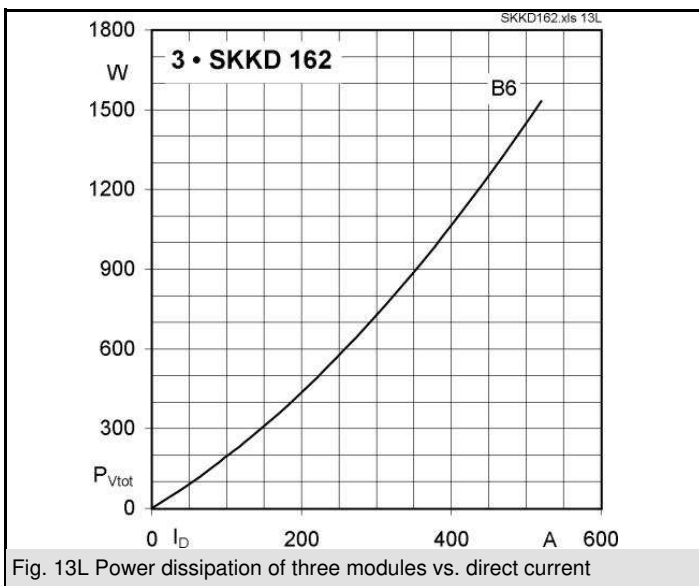
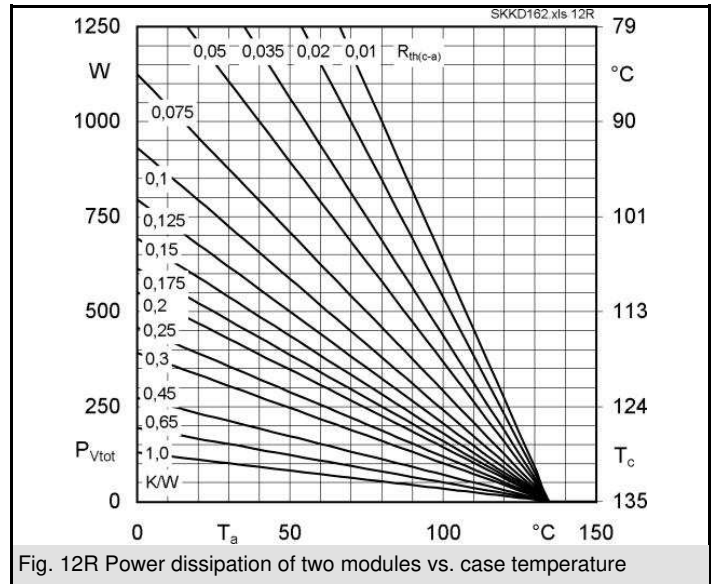
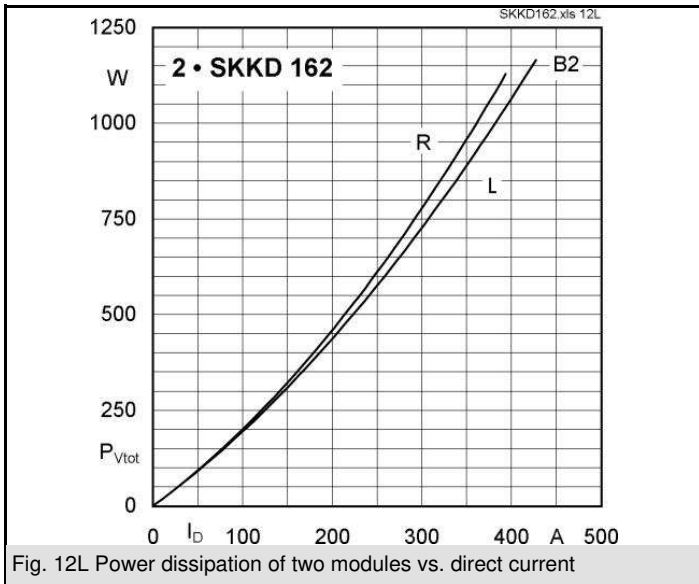
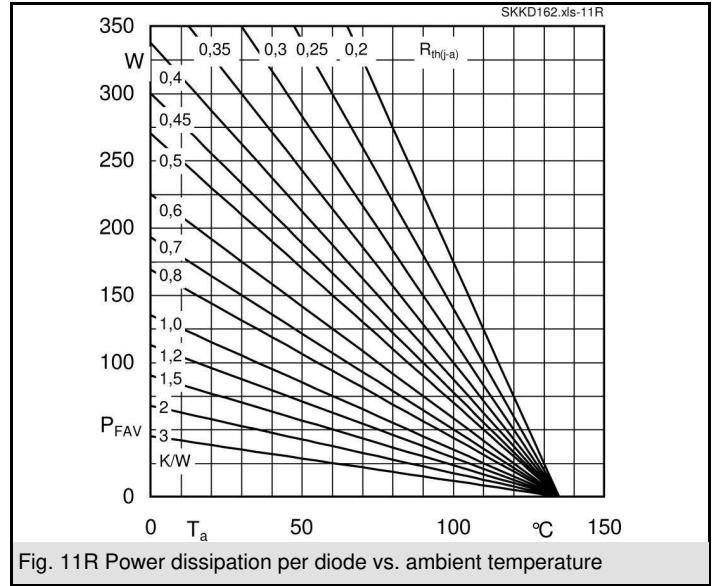
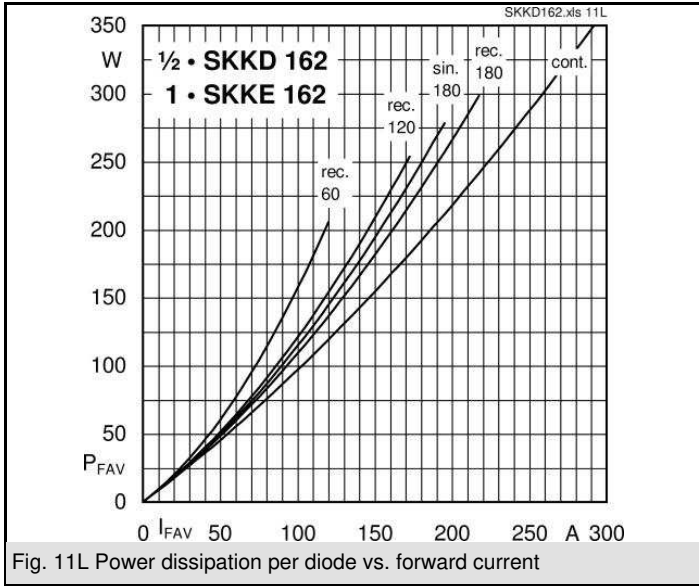
V_{RSM} V	V_{RRM} V	$I_{FRMS} = 310$ A (maximum value for continuous operation) $I_{FAV} = 160$ A (sin. 180; $T_c = 95$ °C)	
900	800	SKKD 162/08	SKKE 162/08
1300	1200	SKKD 162/12	SKKE 162/12
1500	1400	SKKD 162/14	SKKE 162/14
1700	1600	SKKD 162/16	SKKE 162/16
1900	1800	SKKD 162/18	SKKE 162/18
2100	2000	SKKD 162/20H4	
2300	2200	SKKD 162/22H4	

Symbol	Conditions	Values	Units
I_{FAV}	sin. 180; $T_c = 85$ (100) °C	195 (150)	A
I_D	P3/180; $T_a = 45$ °C; B2 / B6	90 / 115	A
	P3/180F; $T_a = 35$ °C; B2 / B6	210 / 260	A
I_{FSM}	$T_{vj} = 25$ °C; 10 ms	6000	A
	$T_{vj} = 125$ °C; 10 ms	5000	A
i^2t	$T_{vj} = 25$ °C; 8,3 ... 10 ms	180000	A ² s
	$T_{vj} = 125$ °C; 8,3 ... 10 ms	125000	A ² s
V_F	$T_{vj} = 25$ °C; $I_F = 500$ A	max. 1,5	V
$V_{(TO)}$	$T_{vj} = 135$ °C	max. 0,85	V
r_T	$T_{vj} = 135$ °C	max. 1,2	mΩ
I_{RD}	$T_{vj} = 135$ °C; $V_{RD} = V_{RRM}$	max. 9	mA
$R_{th(j-c)}$	per diode / per module ¹⁾	0,18 / 0,09	K/W
$R_{th(c-s)}$	per diode / per module ¹⁾	0,1 / 0,05	K/W
T_{vj}		- 40 ... + 135	°C
T_{stg}		- 40 ... + 135	°C
V_{isol}	a. c. 50 Hz; r.m.s.; 1 s / 1 min.	3600 / 3000	V~
V_{isol}	a. c. 50 Hz; r.m.s.; 1 s / 1 min. for SKK ...H4	4800 / 4000	V~
M_s	to heatsink	5 ± 15 %	Nm
M_t	to terminals	5 ± 15 %	Nm
a		5 * 9,81	m/s ²
m	approx.	165	g
Case	SKKD	A 23	
	SKKE	A 24	

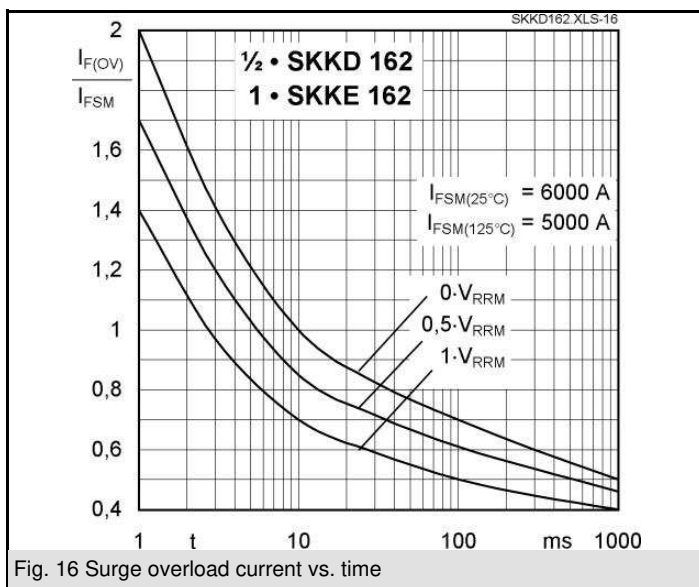
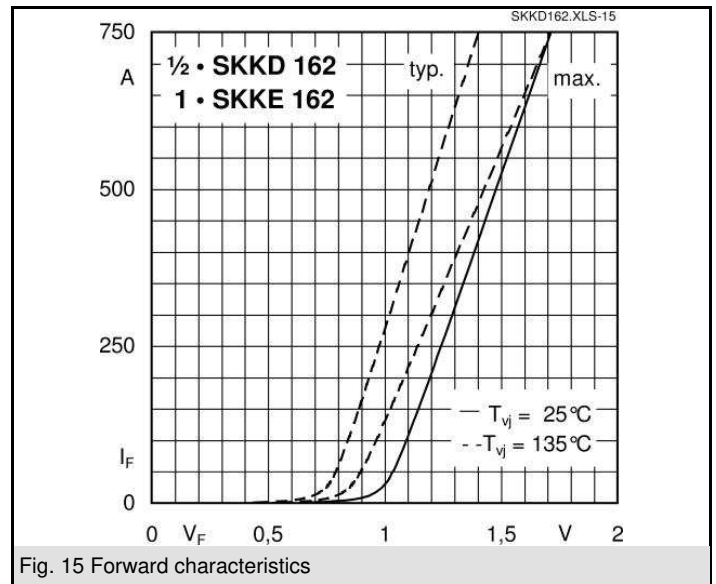
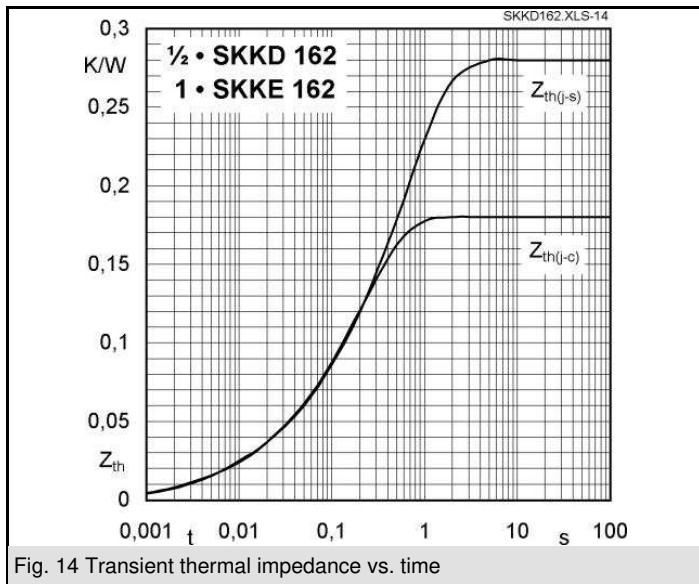


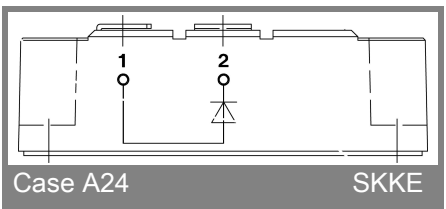
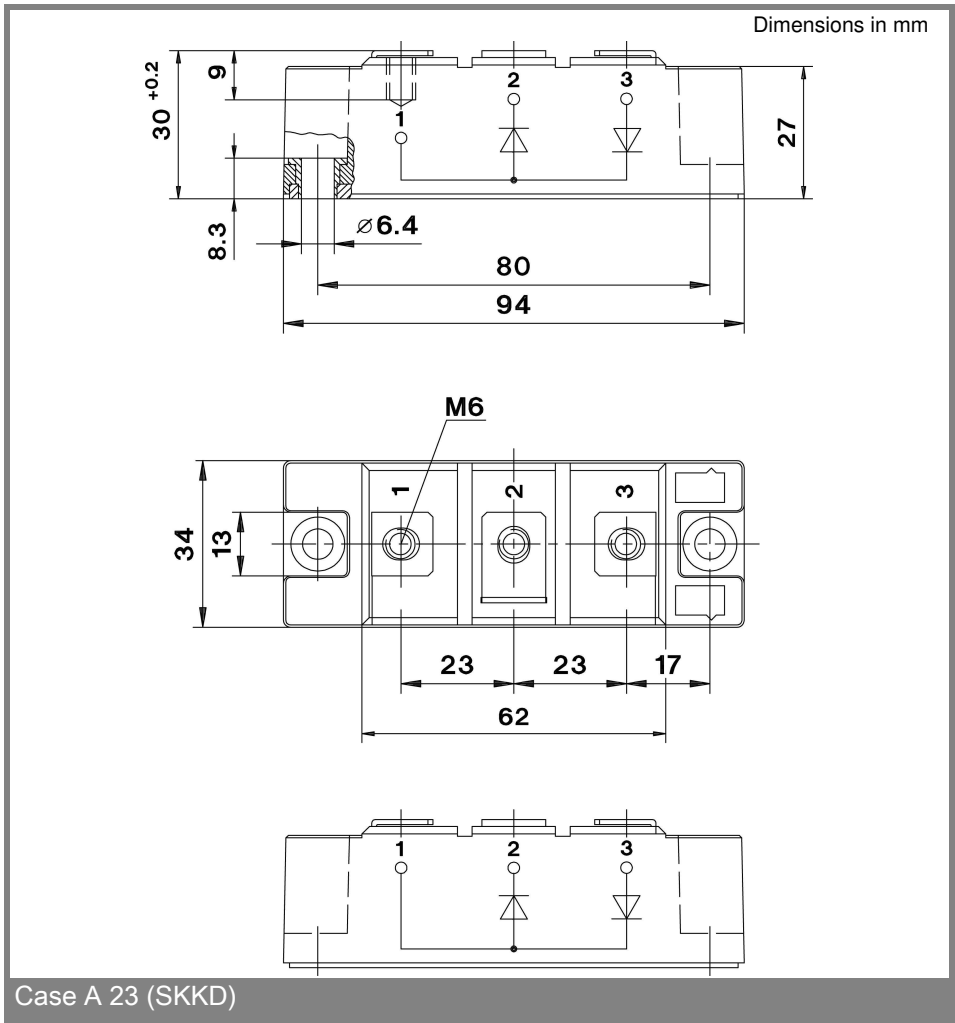
SKKD

SKKE



SKKD 162, SKKE 162





* The specifications of our components may not be considered as an assurance of component characteristics. Components have to be tested for the respective application. Adjustments may be necessary. The use of SEMIKRON products in life support appliances and systems is subject to prior specification and written approval by SEMIKRON. We therefore strongly recommend prior consultation of our personal.